



SAW Components

Data Sheet B3869





SAW Components

B3869

Low-Loss Filter

150,0 MHz

Data Sheet

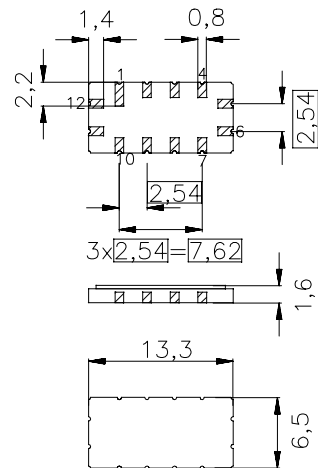
Ceramic package **QCC12**

Features

- Low-loss IF-filter for CDMA base station
- Usable bandwidth 8 MHz
- Ceramic SMD package

Terminals

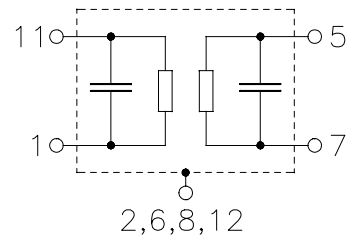
- Gold plated



Dimensions in mm, approx. weight 0,4 g

Pin configuration

- | | |
|--------------------------|----------------|
| 11 | Input |
| 1 | Input ground |
| 5 | Output |
| 7 | Output ground |
| 2, 3, 4, 6, 8, 9, 10, 12 | To be grounded |



Type	Ordering code	Marking and Package according to	Packing according to
B3869	B39151-B3869-Z510	C61157-A7-A55	F61074-V8163-Z000

Electrostatic Sensitive Device (ESD)

Maximum ratings

Operable temperature range	T_A	-40 / +85	°C
Storage temperature range	T_{stg}	-40 / +85	°C
DC voltage	V_{DC}	0	V
Source power	P_s	10	dBm


SAW Components
B3869
Low-Loss Filter
150,0 MHz
Data Sheet
Characteristics

Operating temperature range:

 $T = -40^{\circ}\text{C} \dots 85^{\circ}\text{C}$

Terminating source impedance:

 $Z_S = 50 \Omega$ and external matching network

Terminating load impedance:

 $Z_L = 50 \Omega$ and external matching network

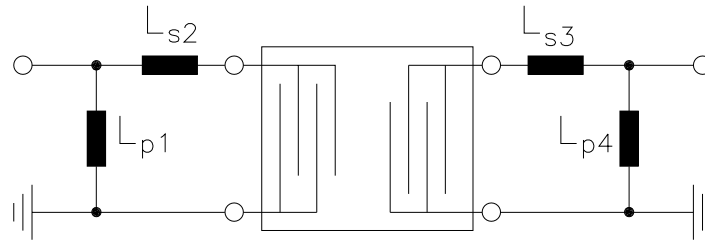
		min.	typ.	max.	
Nominal frequency	f_N	—	150,0	—	MHz
Pass bandwidth	$B_{1,0\text{dB}}$				
	$\alpha_{\text{rel}} \leq 1,0 \text{ dB}$	8	9,3	—	MHz
Minimum insertion attenuation (including matching network)	α_{min}	—	10,8	13,0	dB
Pass band ripple (p-p) $f_N - 4,0 \text{ MHz} \dots f_N + 4,0 \text{ MHz}$	$\Delta\alpha$	—	0,45	0,75	dB
Average group delay $f_N - 4,0 \text{ MHz} \dots f_N + 4,0 \text{ MHz}$	τ	—	0,9	1,8	μs
Group delay ripple (p-p) $f_N - 4,00 \text{ MHz} \dots f_N + 4,00 \text{ MHz}$	$\Delta\tau$	—	45	150	ns
Phase ripple (p-p) $f_N - 4,00 \text{ MHz} \dots f_N + 4,00 \text{ MHz}$	$\Delta\phi$	—	4,5	7,0	$^{\circ}$
Relative attenuation (relative to α_{min}) $f_N \pm 7,125 \text{ MHz} \dots f_N \pm 100,0 \text{ MHz}$	α_{rel}	35	45	—	dB
VSWR $f_N - 4,00 \text{ MHz} \dots f_N + 4,00 \text{ MHz}$		—	1.55:1	1.8:1	dB
Temperature coefficient of frequency	TC_f	—	- 18	—	ppm/K



Data Sheet

Matching network

(Element values depend upon PCB layout)



$L_{p1} = 22 \text{ nH}$

$L_{s2} = 47 \text{ nH}$

$L_{s3} = 39 \text{ nH}$

$L_{p4} = 27 \text{ nH}$



SAW Components

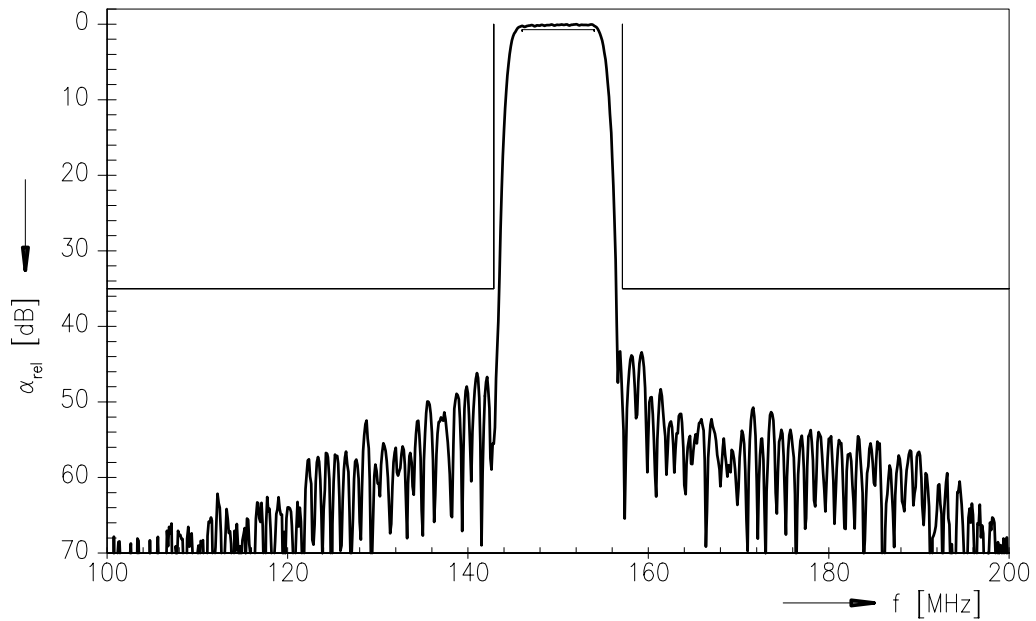
B3869

Low-Loss Filter

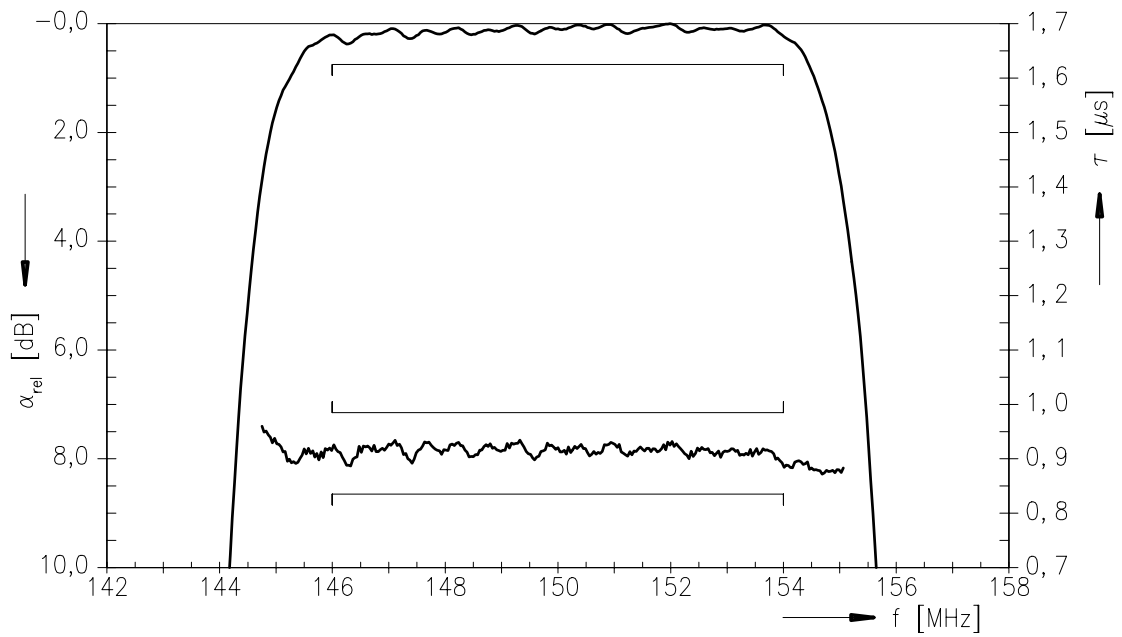
150,0 MHz

Data Sheet

Transfer function



Transfer function (pass band)





SAW Components

B3869

Low-Loss Filter

150,0 MHz

Data Sheet

**Published by EPCOS AG
Surface Acoustic Wave Components Division, SAW MC IS**

P.O. Box 80 17 09, 81617 Munich, GERMANY

© EPCOS AG 2002. Reproduction, publication and dissemination of this brochure and the information contained therein without EPCOS' prior express consent is prohibited.

Purchase orders are subject to the General Conditions for the Supply of Products and Services of the Electrical and Electronics Industry recommended by the ZVEI (German Electrical and Electronic Manufacturers' Association), unless otherwise agreed.

This brochure replaces the previous edition.

For questions on technology, prices and delivery please contact the Sales Offices of EPCOS AG or the international Representatives.

Due to technical requirements components may contain dangerous substances. For information on the type in question please also contact one of our Sales Offices.